



QUARTERLY PHYSICAL REPORT OF OPERATION


As of September 30, 2023

Department : Department of Science and Technology (DOST)
 Agency/Entity : Philippine Science High School System
 Operating Unit : CALABARZON Region Campus
 Organization Code (UACS) : 19 016 0900014

Particulars	UACS CODE	Physical Target (Budget Year)					Physical Accomplishment (Budget Year)					Variance as of September 30, 2023	Remarks
		1st Quarter	2nd Quarter	3rd Quarter	4th Quarter	Total	1st Quarter	2nd Quarter	3rd Quarter	4th Quarter	Total		
1	2	3	4	5	6	7	8	9	10	11	12	13	14
SCIENCE, TECHNOLOGY, ENGINEERING AND MATHEMATICS (STEM) SECONDARY EDUCATION ON SCHOLARSHIP BASIS PROGRAM	3101000000000000												
OO : Increased competitiveness of Filipinos in Science and Engineering													
Outcome Indicators													
1. Percentage of PSHSS graduates pursuing STEM courses						90% (1,328/1,476)	-	-	97.73%		97.73%	7.73%	86 over 88 graduates; 2 will take a Gap Year
2. Percentage of winnings/awards/recognition from the total number of STEM-related international (ASEAN included) competitions participated by the PSHSS		85%	85%	85%	85%	85%	300%	480%	475%		433.33%	348.33%	19 winnings/awards received out of 4 international competitions participated
Scholars													
3. Percentile of PSHSS students in Math in the US-based Scholastic Aptitude Test (SAT)					80th percentile	80th percentile	-	94.67%	-		94.67%	14.67%	12 students
Output Indicators													
1. Number of scholars supported		683	683	713	713	10,090	677	677	708		708	-5	712 enrolled; 4 withdrew
2. Cohort survival rate: Percentage of scholars who advance to the succeeding grade level until they complete the 6-year scholarship period			90%			90% (1,328/1,476)	-	95.56%	-		95.56%	5.56%	86 over 90 scholars
3. Percentage of winnings, awards and recognition from total number of national and international competitions participated		85%	85%	85%	85%	85%	725%	500%	100%		535.71%	450.71%	1 winning/award received out of 1 national competition participated
4. Rank of the campuses based on the overall UPCAT scores of the PSHSS student-takers			Top 20			Top 20	-	Top 18	-		Top 18	2	61 qualifiers out of 88 applicants
SCIENCE, TECHNOLOGY, ENGINEERING AND MATHEMATICS (STEM) PROMOTION PROGRAM	3102000000000000												
OO : Increased competitiveness of Filipinos in Science and Engineering													
Outcome Indicator													
1. Percentage of municipalities with applicants to the National Competitive Examination (NCE)					30%	30% (446 out of 1,488)	-	-	42.25%		42.25%	12.25%	60 out of 142 municipalities
Output Indicators													
1. Number of municipality recipients of promotional activities					15	64	-	-	60		60	45	60 out of 142 municipalities
2. Percentage of freshmen who were able to get a General Weighted Average (GWA) of 2.5 or better in the second quarter of the school year		90%				90% (1,647/1,830)	99.17%	-	-		99.17%	9.17%	119 out of 120 scholars got a GWA of 2.5 or better in the second quarter of the school year

Prepared By:

 DANICA G. CACAO
 Budget Officer
 Date: October 17, 2023 01:28 PM

In coordination with:

 MA. THERESA P. PAONLAYAN
 Supervising Administrative Officer
 Date: October 17, 2023 01:28 PM

Approved By:

 REV. S. FORTEZA
 Campus Director
 Date: October 17, 2023 01:39 PM